



Year 1

Phonics Screening  
Check

# Phonics












































- Children are taught to read by breaking down words into separate sounds or 'phonemes'. They are then taught how to blend these sounds together to read the whole word.

- Children have a phonics lesson each day and they are also encouraged to use these strategies to read and write in other lessons.

- There are around 40 different sounds.

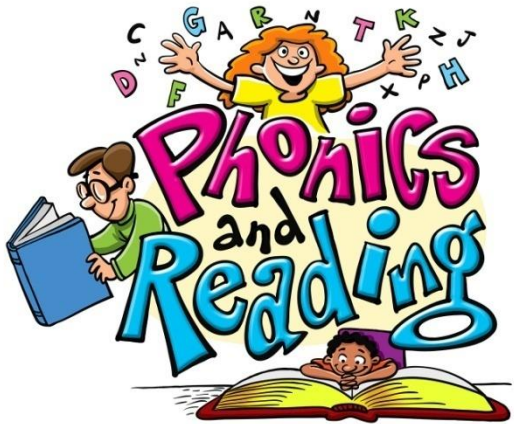


# The sounds

a 	o 	x 	t 	e 	p 	r 	i 	n 	m 	h 	b 	d 	g 
s ss 	c k ck 	q qu 	u oo 	j 	y 	ch 	sh 	th 	w wh 				
v 	f ff ph 	ow ou 	l ll 	oa ow oe o_e 	oo ue ew u_e 	ar 							
ng 	z zz 	ai ay a_e 	ear 	igh 	ie i_e 	ee e_e ea 	air 						
ure 	oi oy 	or aw au 	er ur ir 										

Why are  
we  
screening?

- Every Year 1 child in the country will be taking the phonics screening check during the same week in June.
- The aim of the check is to ensure that all children are able to read by the end of Year 2.
- The children will complete the check with their class teacher on a 1-1 basis.



What will  
the  
children  
do?

d o g   
• • •

- The check is very similar to tasks the children already complete during phonics lessons.
- Children will be asked to 'sound out' a word and blend the sounds together eg d-o-g - dog
- The focus of the check is to see which sounds the children know and therefore the children will be asked to read both real and made up 'nonsense' words (we often call them alien words at school).

Examples  
of words

day

slide

newt

phone

snemp



blurst



spron




stroft



# The results

- We will inform you of whether your child falls below OR within the required standard.
- If your child does fall below the expected standard, they will retake the test in Y2.
- Results will be reported home in July.



How can  
you  
help?

Phonics  
ee ur ow  
wh y au

- Encourage your child to 'sound out' when reading or writing. Focus particularly on spotting more unusual sound patterns.

For example:

Digraph- 2 letters making one sound

cow

Trigraphs- 3 letters making one sound

night

Split digraphs- 2 vowels with a consonant in between

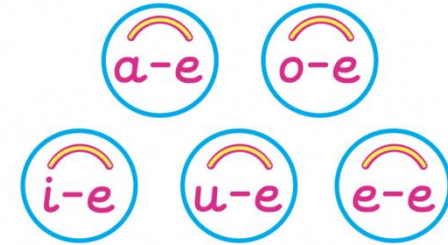

spine - i\_e



How can you help?

- Encourage your child to use their sounds when reading and writing. Use sound buttons to identify digraphs and trigraphs or a rainbow to identify split digraphs.

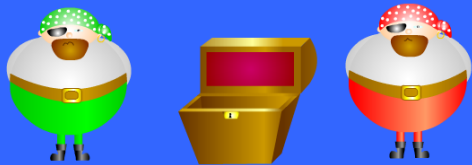
coat



- Children can practise their phonics by playing games online. The children particularly like 'Buried Treasure' on Phonics Play

<http://www.phonicsplay.co.uk/BuriedTreasure2.html>

BURIED  
TREASURE



Next

How can  
you help?

- **REMEMBER:** Phonics are not the only thing needed to become a fluent reader. Please continue to read with your child each night and encourage them to:

- **Sound out**

- **Re-read to check the sentence makes sense**

- **Use pictures for clues**

- **Ask and answer questions about the book**

**Most importantly ENJOY READING!**



# Questions

Please do ask questions!

