

A large, solid dark blue circle is centered on the page. Inside the circle, the text "Year 2" is written in a large, white, serif font.

Year 2

Phonics Screening
Check

Phonics


Children are taught to read by breaking down words into separate sounds or 'phonemes'. They are then taught how to blend these sounds together to read the whole word.

During Autumn term children have a phonics lesson twice each day and they are also encouraged to use these strategies to read and write in other lessons.

The next few slides have all the sounds the children need to know, they are broken down into Phase 1 to Phase 5 sound mats.



My Alphabet Mat



My Phase 2 Sound Mat

s



a



t



p



i



n



m



d



g



o



c



k



ck



e



u



r



h



b



f



ff



l



ll



ss



My Phase 3 Sound Mat

j



v



w



x



y



z



zz



qu



ch



sh



th



ng



ai



ee



igh



oa



oo



oo



ar



or



ur



ow




oi



ear



air



ure



Pure

er



twinkl

visit [twinkl.com](https://www.twinkl.com)

Phase 4 Blends and Clusters

st



nest

nd




hand

mp



lamp

nt



tent

nk



ink

ft



gift

sk



tusk

lt



belt

lp



help

lf



shelf

lk



milk

pt



script

xt



text

tr



tree

dr



drink

gr



grandpa

cr



crab

br



brush

fr



frog

bl



black

fl



flag

gl



glasses

pl



plum

cl



clown

Phase 4 Blends and Clusters

sl



sleep

sp



spoon

st



starfish

tw



twins

sm



smell

pr



printer

sc



scarf

sk



skunk

sn



sniff

nch



bench

scr



screen

shr



shrimp

thr
























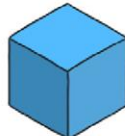
thread

str



string

My Phase 5 Sound Mat

ay 	ou 	ie 	ea 	oy 	ir 	ue 	ue 
aw 	wh 	ph 	ew 	ew 	oe 	au 	ey 
a-e 	e-e* 	i-e 	o-e 	u-e 	u-e 		

*even

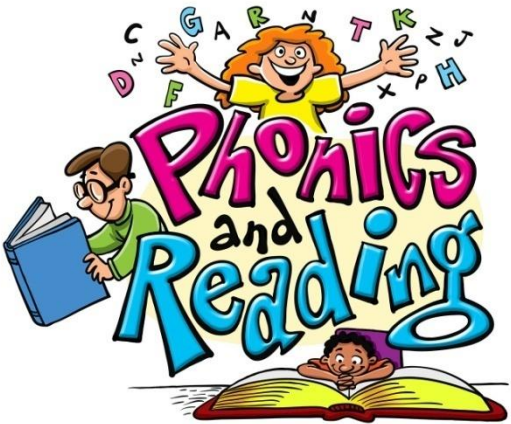
Why are we screening ?

Usually every Year 1 child in the country takes the Phonics Screening Check during the same week in June. The Department of Education did not require this last year due to Covid and lockdowns.

The current Year 2 children will take the Phonic Screening Check during Autumn term 2.

The aim of the check is to ensure that all children are able to read by the end of Year 2.

The children will complete the check with their class teacher on a 1-1 basis.



What will the children do ?

The check is very similar to tasks the children already complete during phonics lessons.

Children will be asked to 'sound out' a word and blend the sounds together e.g. d-o-g - dog



The focus of the check is to see which sounds the children know and therefore the children will be asked to read both real and made up 'nonsense' words. We often call them alien words at school.

Examples
of real
and alien
words

day

slide

newt

phone

snemp



blurst



spron




stroft



The results

We will inform you of whether your child falls below or within the required standard.

If your child does fall below the expected standard, they will retake the Phonic Screening Check at the end of Year 2. The results will be reported home in July.



How can
you help ?

Phonics
ee ur ow
wh y au

Encourage your child to 'sound out' when reading or writing. Focus particularly on spotting more unusual sound patterns.

For example:

Digraph- 2 letters making one sound

cow

Trigraphs- 3 letters making one sound

night

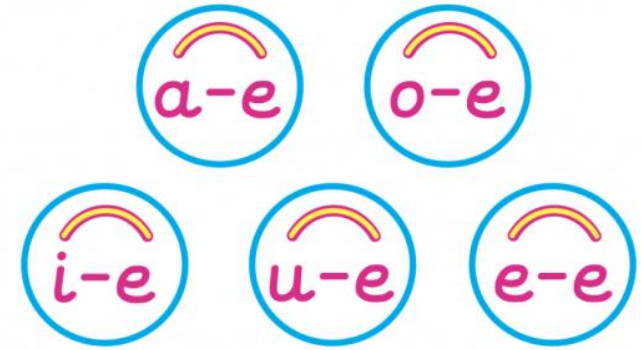

Split digraphs- 2 vowels with a consonant in between

spine - i_e

How can
you help ?

Encourage your child to use their sounds when reading and writing. Use sound buttons to identify digraphs and trigraphs or a rainbow to identify split digraphs.

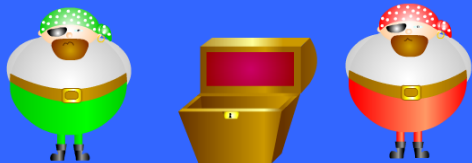
coat



Children can practise their phonics by playing games online. The children particularly like 'Buried Treasure', 'Dragon's Den' and 'Obb and Bob' on Phonics Play.

<http://www.phonicsplay.co.uk/BuriedTreasure2.html>

**BURIED
TREASURE**



Next

How can
you help ?

REMEMBER –

Phonics are not the only thing needed to become a fluent reader. Please continue to read with your child each night and encourage them to:

- Sound out
- Re-read to check the sentence makes sense
- Use pictures for clues
- Ask and answer questions about the book



Most importantly enjoy reading.